
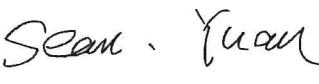


Prüfbericht-Nr.: Test report no.:	CN2137TP 001	Auftrags-Nr.: Order no.:	244278721	Seite 1 von 8 Page 1 of 8
Kunden-Referenz-Nr.: Client reference no.:	/	Auftragsdatum: Order date:	12. Nov, 2020	
Auftraggeber: Client:				
Prüfgegenstand: Test item:	Electric lifting table			
Bezeichnung / Typ-Nr.: Identification / Type no.:	(AK2YJYT-YZB3-M01) *2			
Auftrags-Inhalt: Order content:	Mechanical safety tests			
Prüfgrundlage: Test specification:	EN 527-1:2011, EN527-2:2016+A1:2019 EN 1730:2012			
Wareneingangsdatum: Date of sample receipt:	02. Dec, 2020			
Prüfmuster-Nr.: Test sample no.:	A002960387-005			
Prüfzeitraum: Testing period:	02. Dec, 2020 - 22. Jan, 2021			
Ort der Prüfung: Place of testing:	Rm. 103, Bld. 17, No. 2255 Yueluo Rd. Shanghai			
Prüflaboratorium: Testing laboratory:	TUV Rheinland (Shanghai) Co., Ltd.			
Prüfergebnis*: Test result*:	Pass			
geprüft von: tested by:			genehmigt von: authorized by:	
Datum: Date:	25. Jan, 2021		Ausstellungsdatum: Issue date:	25. Jan, 2021
Stellung / Position:	Kimi Xu / PE		Stellung / Position:	Jin Yuan / Reviewer
Sonstiges / <i>Other.</i>	Instruction for use was not provided and covered in the report. Supplier: NINGBO HWZ INTELLIGENT TECHNOLOGY CO., LTD			
Zustand des Prüfgegenstandes bei Anlieferung: <i>Condition of the test item at delivery:</i>	Prüfmuster vollständig und unbeschädigt <i>Test item complete and undamaged</i>			
* Legende:	P(ass) = entspricht o.g. Prüfgrundlage(n)	F(ail) = entspricht nicht o.g. Prüfgrundlage(n)	N/A = nicht anwendbar	N/T = nicht getestet
* Legend:	P(ass) = passed a.m test specification(s)	F(ail) = failed a.m test specification(s)	N/A = not applicable	N/T = not tested
<p>Dieser Prüfbericht bezieht sich nur auf das o.g. Prüfmuster und darf ohne Genehmigung der Prüfstelle nicht auszugsweise vervielfältigt werden. Dieser Bericht berechtigt nicht zur Verwendung eines Prüfzeichens. <i>This test report only relates to the a. m. test sample. Without permission of the test center this test report is not permitted to be duplicated in extracts. This test report does not entitle to carry any test mark.</i></p>				



Prüfbericht-Nr.: CN2137TP 001
Test report no.:

Seite 2 von 8
Page 2 of 8

Anmerkungen
Remarks


1	<p>Alle eingesetzten Prüfmittel waren zum angegebenen Prüfzeitraum gemäß eines festgelegten Kalibrierungsprogramms unseres Prüfhauses kalibriert. Sie entsprechen den in den Prüfprogrammen hinterlegten Anforderungen. Die Rückverfolgbarkeit der eingesetzten Prüfmittel ist durch die Einhaltung der Regelungen unseres Managementsystems gegeben. Detaillierte Informationen bezüglich Prüfkonditionen, Prüfequipment und Messunsicherheiten sind im Prüflabor vorhanden und können auf Wunsch bereitgestellt werden.</p> <p><i>The equipment used during the specified testing period was calibrated according to our test laboratory calibration program. The equipment fulfils the requirements included in the relevant standards. The traceability of the test equipment used is ensured by compliance with the regulations of our management system. Detailed information regarding test conditions, equipment and measurement uncertainty is available in the test laboratory and could be provided on request.</i></p>
2	<p>Wie vertraglich vereinbart, wurde dieses Dokument nur digital unterzeichnet. Der TÜV Rheinland hat nicht überprüft, welche rechtlichen oder sonstigen diesbezüglichen Anforderungen für dieses Dokument gelten. Diese Überprüfung liegt in der Verantwortung des Benutzers dieses Dokuments. Auf Verlangen des Kunden kann der TÜV Rheinland die Gültigkeit der digitalen Signatur durch ein gesondertes Dokument bestätigen. Diese Anfrage ist an unseren Vertrieb zu richten. Eine Umweltgebühr für einen solchen zusätzlichen Service wird erhoben.</p> <p><i>As contractually agreed, this document has been signed digitally only. TUV Rheinland has not verified and unable to verify which legal or other pertaining requirements are applicable for this document. Such verification is within the responsibility of the user of this document. Upon request by its client, TUV Rheinland can confirm the validity of the digital signature by a separate document. Such request shall be addressed to our Sales department. An environmental fee for such additional service will be charged.</i></p>
3	<p>Prüfklausel mit der Note * wurden an qualifizierte Unterauftragnehmer vergeben und sind unter der jeweiligen Prüfklausel des Berichts beschrieben. Abweichungen von Prüfspezifikation(en) oder Kundenanforderungen sind in der jeweiligen Prüfklausel im Bericht aufgeführt.</p> <p><i>Test clauses with remark of * are subcontracted to qualified subcontractors and described under the respective test clause in the report. Deviations of testing specification(s) or customer requirements are listed in specific test clause in the report.</i></p>
4	<p>Clause(s) with the symbol " / " in the result refers to the result(s) of its sub-clause(s).</p>

Prüfbericht-Nr.: CN2137TP 001
 Test report no.:

Seite 3 von 8
 Page 3 of 8

Produktbeschreibung
Product description

1	Produktdetails <i>Product details</i>	Electric lifting table
2	Maße / Gewicht <i>Dimensions / Weight</i>	H × W × D: 660 / 1310 × 2000 × 1640 mm, Weight: 113.3 kg
3	Bedienelemente <i>Operating elements</i>	/
4	Ausstattung / Zubehör <i>Equipment / Accessories</i>	/
5	Verwendete Materialien <i>Used materials</i>	Top board: 2000 × 800 × 25 mm
6	Sonstiges <i>Other</i>	Test sample(s), as well sample information, description, product details and intended usage was provided by customer.
7	Prüfmusterbereitstellung: <i>Test sample obtaining:</i>	<input checked="" type="checkbox"/> Sending by customer <input type="checkbox"/> Sampling by TÜV Rheinland Group <input type="checkbox"/> others:



Prüfbericht-Nr.: CN2137TP 001
Test report no.:

Seite 4 von 8
Page 4 of 8

Absatz Clause	Anforderungen - Prüfungen / Requirements - Tests	Messergebnisse – Bemerkungen / Measuring results - Remarks	Ergebnis Result
------------------	---	--	--------------------

EN 527-1:2011 Office furniture – Work tables and desks – Part 1: Dimensions			
1	Scope		
2	Normative reference		
3	Terms and definitions		
4	Dimensions	Details of measurement refer to Dimensions Measurement Table	P
/	Annex A (informative) General ergonomic principles and explanations to Table 1		

Dimensions Measurement Table of EN 527-1:

Dimensions			<input type="checkbox"/> Type A	<input type="checkbox"/> Type B	<input type="checkbox"/> Type C	<input checked="" type="checkbox"/> Type D				Measurement	Result
			Fully adjustable	Fully selectable	Fixed height	Limited adjustable or limited selectable					
h ₁	Height of the work surface	Sitting only	Min 650-850	Min 650-850	740±20	- Y	Min 680	Max 760	+ Y	/	N/A
				Standing only	Min 950-1250	Min 950-1250	1050±20	- Y	Min 100	Max 1180	+ Y
		Sit/stand	Min 650-1250	N/A	N/A	Min 680-1180				660 ~ 1310	P
t ₁ and t ₂	Maximum desk top thickness	At the front, t ₁	55	55	70	70				25	P
		At 500mm from the front edge, t ₂	80	90	100	100				80	P
k ₁	Minimum height of knee clearance for standing position only	Applies only to table with a height more than 850mm	700	700	700	700				825	P
k ₂	Minimum depth of knee clearance for standing position only	–	80	80	80	80				> 80	P
k ₃	Minimum depth of foot clearance for standing position only	–	150	150	150	150				> 150	P

Absatz Clause	Anforderungen - Prüfungen / Requirements - Tests		Messergebnisse – Bemerkungen / Measuring results - Remarks				Ergebnis Result	
f ₁ and f ₂	Minimum height of minimum foot clearance	Sitting only and sit/stand from 600mm to 800mm from the front edge, f ₁	120	120	120	120	> 120	P
		Standing only from front edge to 150 mm, f ₂	120	120	120	120	/	N/A
g ₁	Minimum legroom depth	Sitting only and sit/stand	800	800	800	800	800	P
D	Minimum desk top depth	–	800	800	800	800	800	P
W	Minimum legroom width	Sitting only and sit/stand	1200	1000	850	850	1650	P
		Standing only	790	790	790	790	/	N/A

EN 527-2:2016+A1:2019 Office furniture – Work tables – Part 2: Safety, strength and durability requirements			
1	Scope		
2	Normative references		
3	Terms and definitions		
4	Safety requirements		
4.1	General		
4.2	Shear and squeeze points		/
4.2.1	Shear and squeeze points when setting and folding		P
4.2.2	Shear and squeeze points under influence of powered mechanism		P
4.2.3	Shear and squeeze points during use		P
4.3	Stability requirements		Refer to test 10 and 11 of Table 1
(10)	Stability under vertical load (EN 1730:2012, cl. 7.2)		P
(11)	Stability for work tables extension elements (EN 1730:2012, cl. 7.3)		N/A
4.4	Structural safety requirements		Refer to cl. 5.2
5	Strength and durability		

Prüfbericht-Nr.: CN2137TP 001 Test report no.:		Seite 6 von 8 Page 6 of 8	
Absatz Clause	Anforderungen - Prüfungen / Requirements - Tests	Messergebnisse – Bemerkungen / Measuring results - Remarks	Ergebnis Result
5.1	General	Refer to below clause(s) & test 1 to 9 of Table 1	/
(1)	Durability of height adjustment mechanisms (EN 1730:2012, cl.8)		P
(2.1)	Horizontal static load test (EN 1730:2012, cl.6.2)		P
(2.2)	Additional horizontal static load test for adjustable tables with a height more than 950 mm (EN 1730:2012, cl.6.2)		P
(3.1)	Vertical static load test (EN 1730:2012, cl.6.3.1)		P
(3.2)	Additional vertical static load test for adjustable tables with a height more than 950 mm (EN 1730:2012, cl.6.3.1)		P
(4)	Horizontal durability test (EN 1730:2012, cl.6.4.1 and cl. 6.4.2)		P
(5)	Stiffness of structure (EN 1730:2012, cl.6.4.1 and cl. 6.4.3)		P
(6)	Vertical durability test (EN 1730:2012, cl.6.5)		P
(7)	Durability of tables with casters (EN 1730:2012, cl.6.8)		N/A
(8)	Vertical impact test (EN 1730:2012, cl.6.6)		P
(9)	Drop test (EN 1730:2012, cl.6.9)		P
5.2	Requirements		/
6	Instruction for use Instruction for use shall be available in the language of the country in which it will be available to the end user. It shall contain at least the following details: Information regarding intended use Instruction for operating the adjusting mechanisms Instruction for the care and maintenance of the table		N/T
7	Test report		
/	Annex A (informative) Test for the deflection of table tops		P
/	Annex B (informative) Stiffness of the structure - example		

Prüfbericht-Nr.: CN2137TP 001
 Test report no.:

Seite 7 von 8
 Page 7 of 8

Absatz Clause	Anforderungen - Prüfungen / Requirements - Tests	Messergebnisse – Bemerkungen / Measuring results - Remarks	Ergebnis Result
------------------	---	--	--------------------

Table 1 – Test sequence and parameters			
Tests	Reference	Parameters	Value
1. Durability of height adjustment mechanisms ^d	EN 1730:2012, 8	Minimum mass on the table top, kg: Location of the centre of the loading point and loading on the table top: <ul style="list-style-type: none"> - A: 20 kg at 200 mm from the front and side edges. The remaining load shall be at the geometric centre of the table top (25 % of the cycles); - B: 50 kg or the maximum load specified shall be at the geometric centre of the table top (50 % of the cycles); - C: 20 kg positioned at a rear corner 200 mm from the rear edge and the side edge. The remaining load shall be at the geometric centre of the table top (25 % of the cycles) cycles:	50 ^c 5000
2.1. Horizontal static load test ^a	EN 1730:2012, 6.2	Load on the table top, kg: Specified force, N: Minimum specified force, N: Cycles	50 450 300 10
2.2. Additional horizontal static load test for adjustable tables with a height more than 950 mm ^b	EN 1730:2012, 6.2	Load on the table top, kg: Moment, Nm: Cycles	50 285 10
3.1 Vertical static load tests ^a	EN 1730:2012, 6.3.1	Force, N Cycles	1 000 10
3.2 Additional vertical static load test for adjustable tables with a height more than 950 mm ^b	EN 1730:2012, 6.3.1	Force, N Cycles	500 10
4. Horizontal durability test ^a	EN 1730:2012, 6.4.1, 6.4.2	Load on the table top, kg: Force, N: Cycles:	50 300 10 000

Prüfbericht-Nr.: CN2137TP 001
Test report no.:

Seite 8 von 8
Page 8 of 8

Absatz Clause	Anforderungen - Prüfungen / Requirements - Tests	Messegebnisse – Bemerkungen / Measuring results - Remarks	Ergebnis Result
------------------	---	---	--------------------

Tests	Reference	Parameters	Value
5. Stiffness of the structure ^a	EN 1730:2012, 6.4.1 and 6.4.3	Load on the table top, kg: Force, N:	20 ^f 200 ^(A1)
6. Vertical durability test ^a	EN 1730:2012, 6.5	Force, N: Cycles:	400 10 000
7. Durability of tables with castors	EN 1730:2012, 6.8	Load on the table top, kg: Cycles:	50 2 000
8. Vertical impact test ^a	EN 1730:2012, 6.6	Drop height, mm : Cycles	140 10
9. Drop test ^a	EN 1730:2012, 6.9	Nominal drop height, mm:	100
10. Stability under vertical load ^e	EN 1730:2012, 7.2	Force, N V ₁ V ₂	750 750
11. Stability for work tables extension elements ^e	EN 1730:2012, 7.3	Force, N	400
<p>^a Height adjustable tables shall be adjusted to their maximum height or 950 mm table top height, whichever is the lower.</p> <p>^b Adjust the work table to its maximum height</p> <p>^c Either minimum 50 kg or nominal load according to the manufacturer's instruction whichever is the greater</p> <p>^d This test is only applicable to electrically operated height adjustment mechanisms.</p> <p>^e The tests of the stability Clauses 10 and 11 may be carried out additionally at the very beginning as an option.</p> <p>^f ^(A1) If the table tends to lift under the specified load, place a load in 10 kg increments in the centre of the table top until the tilting cease. The horizontal force shall not be reduced and the added load shall be recorded in the test report. ^(A1)</p>			

*** End of test report ***